



TSS 95D SERIES

WIDE INPUT VOLTAGE RANGE 20 WATTS DC-DC CONVERTER

FEATURES

- 2:1 WIDE INPUT VOLTAGES:18-36V,36-72V
- 20 WATTS (2x1.6x0.5 & 2x2x0.5 inches) PACKAGE
- EFFICIENCY TO 80%
- PI INPUT FILTER



GENERAL SPECIFICATIONS

- SWITCHING FREQUENCY : 500KHz TYP.
- OUTPUT RIPPPL & NOISE : 100mVp-p(20MHz B.W.)
- ISOLATION VOLTAGE : 1500VDC
- ISOLATION RESISTANCE : 10^9 ohms
- STORAGE TEMPERATURE RANGE : -40°C TO 100°C
- OPERATING TEMPERATURE RANGE : -25°C TO +71°C
- SHORT CIRCUIT PROTECTION : CONTINUOUS
- CASE MATERIAL : BLACK COATED METAL WITH NON-CONDUCTIVE BASE

ELECTRICAL SPECIFICATIONS

- INPUT VOLTAGE RANGE : 24V nominal ...18-36V
: 48V nominal ...36-72V
- OUTPUT VOLTAGE ACCURACY : $\pm 2\%$
- LINE REGULATION(FULL LINE) : $\pm 0.1\%$
- LOAD REGULATION(SINGLE) : $\pm 1.0\%$ (FL-NL)
- LOAD REGULATION(DUAL) : $\pm 3\%$ (FN-NL)
- EFFICIENCY : see table
- EMI/RFI : six-sided continuous shield
- TEMPERATURE PROTECTION : when case temp. at $95^\circ\text{C} \pm 5^\circ\text{C}$

Power turn off

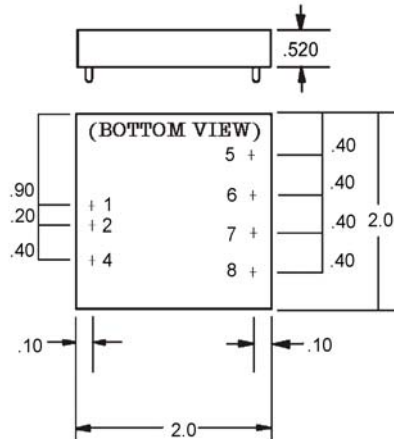
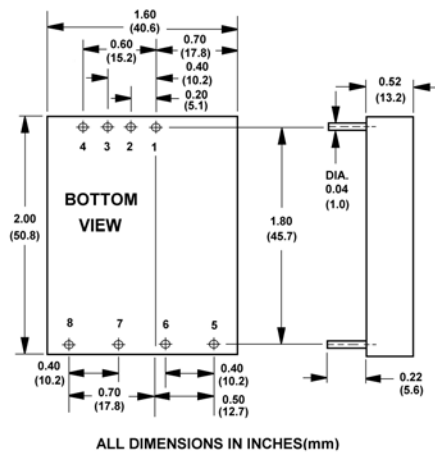
PART NO.	INPUT RANGE	OUTPUT VOLTAGE	OUTPUT CURRENT	EFFICIENCY (%)
95D-24S05R2	18-36VDC	5VDC	4000mA	81
95D-24S12R	18-36VDC	12VDC	1670mA	83
95D-24S15R12	18-36VDC	15VDC	1330mA	83
95D-24D12R	18-36VDC	± 12 VDC	± 833 mA	83
95D-24D15R2	18-36VDC	± 15 VDC	± 666 mA	84
95D-48S05R	36-72VDC	5VDC	4000mA	82
95D-48S12R2	36-72VDC	12VDC	1670mA	84
95D-48S15R	36-72VDC	15VDC	1330mA	84
95D-48D12R2	36-72VDC	± 12 VDC	± 833 mA	85
95D-48D15R	36-72VDC	± 15 VDC	± 666 mA	85

MARKINGS AND DIMENSIONS

PIN CONNECTION

1.

2.



PIN#	SINGLE	DUAL
1	+Vin	+Vin
2	-Vin	-Vin
3	No Pin	No Pin
4	Ctrl	Ctrl
5	No Pin	+Vout
6	+VOUT	Commo
7	-Vout	-Vout
8	Trim	Trim

*Ctrl: Remote on/off Control

Dimensions:inches/mm

Unless otherwise specified, all tolerances are $\pm 0.005/\pm 0.13$