

P 6

P 6 Watt Series DC/DC Converters

Total power 6 Watts
Input voltages 5V, 12V, 24V, 48V
#of outputs Single, Dual Output



SPECIAL FEATURES

- CE(LVD) Marking
- High efficiency
- 300KHz fixed frequency
- Wide 2:1 input range
- Isolated output
- Surface mounting technology
- Small, compact size 1.85" x 1.1" x 0.35"
- Current mode control
- Output low ripple and noise
- Low start up current
- 3 years warranty

ENVIRONMENTAL

- Operating temperature range -20 ~71
- Option, see Note 1 -40 ~85
- Storage temperature range -40 ~105
- Operating humidity (non condensing) 20%~90%RH
- Storage humidity (non condensing) 10%~95%RH
- Cooling method Convection
- Case material Zn
- MTBF (MIL-HDBK-217F) 7.4×10^5 hrs
- Safety(Single output) CE(EN60950)
 *Approved through TÜV

ELECTRICAL SPECIFICATIONS

INPUT	<ul style="list-style-type: none"> · Input range DC 4.5V - 7.2V, 8V - 16.5V, 18V - 32V, 32V - 63V · Efficiency 69 ~ 83% typ.
OUTPUT	<ul style="list-style-type: none"> · Voltage tolerance $\pm 2\%$ (Single and uncomplementary dual) $\pm 3\%$ (Complementary dual) · Line regulation $\pm 0.5\%$ · Load regulation $\pm 1\%$ @ single $\pm 2.5\%$ @ complementary dual (minimum load 10%) $\pm 1\%$ output1 $\pm 4\%$ output2] @dual · Ripple and Noise, pk-pk Bandwidth : 20MHz Magnitude : 1% Vout nom
PROTECTION CIRCUIT	<ul style="list-style-type: none"> · Short circuit protection Current limited output (note2)
ELECTRICALLY ISOLATED	<ul style="list-style-type: none"> · Isolation Input-output, input-case, output-case / DC 500V, 100Mohms · High pot Input-output, input-case, output-case / AC 500V, 1minute

NOTE 1. As a factory added option, the all model can be operated down to -40 , the suffix 'M' should be added to the model number when ordering. ex) PS6-24-5M
 2. Long term continuous operation into a short circuit will compromise the reliability of the unit.

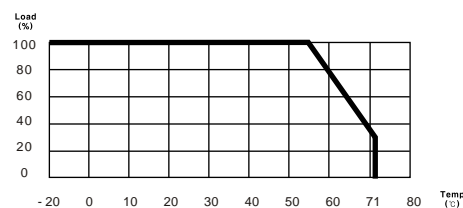
Ordering Information

Input	Output1	Output2	Maximum Power	Ripple&Noise max	Efficiency Typ.	Model Number
4.5 - 7.2V	3.3V@1.00A		3.3W	50mVp-p	69%	PS6-5-3R3
4.5 - 7.2V	5V@1.00A		5.0W	50mVp-p	72%	PS6-5-5
4.5 - 7.2V	12V@0.45A		5.4W	120mVp-p	70%	PS6-5-12
4.5 - 7.2V	15V@0.35A		5.25W	150mVp-p	68%	PS6-5-15
4.5 - 7.2V	+12V@0.23A	-12V@0.23A	5.25W	120/120mVp-p	69%	PD6-5-1212
4.5 - 7.2V	+15V@0.18A	-15V@0.18A	5.4W	150/150mVp-p	69%	PD6-5-1515
4.5 - 7.2V	+5V@0.80A	+12V@0.13A	5.56W	75/120mVp-p	68%	PD6-5-0512
4.5 - 7.2V	+5V@0.80A	+15V@0.10A	5.5W	75/150mVp-p	68%	PD6-5-0515
8 - 16.5V	3.3V@1.20A		3.96W	50mVp-p	78%	PS6-12-3R3
8 - 16.5V	5V@1.20A		6.0W	50mVp-p	82%	PS6-12-5
8 - 16.5V	12V@0.50A		6.0W	120mVp-p	82%	PS6-12-12
8 - 16.5V	15V@0.40A		6.0W	150mVp-p	82%	PS6-12-15
8 - 16.5V	+12V@0.25A	-12V@0.25A	6.0W	120/120mVp-p	82%	PD6-12-1212
8 - 16.5V	+15V@0.20A	-15V@0.20A	6.0W	150/150mVp-p	82%	PD6-12-1515
8 - 16.5V	+5V@0.80A	+12V@0.13A	5.56W	75/120mVp-p	70%	PD6-12-0512
8 - 16.5V	+5V@0.80A	+15V@0.10A	5.5W	75/150mVp-p	70%	PD6-12-0515
18 - 32V	3.3V@1.20A		3.96W	50mVp-p	79%	PS6-24-3R3
18 - 32V	5V@1.20A		6.0W	50mVp-p	83%	PS6-24-5
18 - 32V	12V@0.50A		6.0W	120mVp-p	83%	PS6-24-12
18 - 32V	15V@0.40A		6.0W	150mVp-p	83%	PS6-24-15
18 - 32V	+12V@0.25A	-12V@0.25A	6.0W	120/120mVp-p	82%	PD6-24-1212
18 - 32V	+15V@0.20A	-15V@0.20A	6.0W	150/150mVp-p	83%	PD6-24-1515
18 - 32V	+5V@0.80A	+12V@0.13A	5.56W	75/120mVp-p	72%	PD6-24-0512
18 - 32V	+5V@0.80A	+15V@0.10A	5.5W	75/150mVp-p	73%	PD6-24-0515
32 - 63V	3.3V@1.20A		3.96W	50mVp-p	78%	PS6-48-3R3
32 - 63V	5V@1.20A		6.0W	50mVp-p	80%	PS6-48-5
32 - 63V	12V@0.50A		6.0W	120mVp-p	83%	PS6-48-12
32 - 63V	15V@0.40A		6.0W	150mVp-p	83%	PS6-48-15
32 - 63V	+12V@0.25A	-12V@0.25A	6.0W	120/120mVp-p	81%	PD6-48-1212
32 - 63V	+15V@0.20A	-15V@0.20A	6.0W	150/150mVp-p	81%	PD6-48-1515
32 - 63V	+5V@0.80A	+12V@0.13A	5.56W	75/120mVp-p	74%	PD6-48-0512
32 - 63V	+5V@0.80A	+15V@0.10A	5.5W	75/150mVp-p	74%	PD6-48-0515

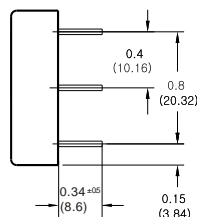
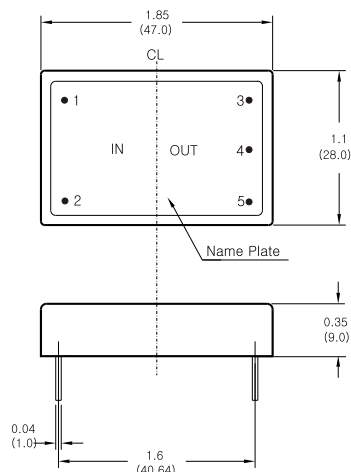
Pin assignments

Single Output	Dual Output
1. +Vin	1. +Vin
2. -Vin	2. -Vin
3. +Vout	3. Output1
4. No pin	4. COM
5. -Vout	5. Output2

Derating Curve



Dimensions



NOTES

1. All dimensions are in inches and (mm).
2. Weight : 22g or less

